

Delta Membrane Systems Limited

Delta House
Merlin Way
North Weald, Epping
Essex CM16 6HR

Tel: 01992 523523

e-mail: info@deltamembranes.com

website: www.deltamembranes.com



Agrément Certificate

00/3742

Product Sheet 5 Issue 3

DELTA MEMBRANE SYSTEMS

DELTA-FM

This Agrément Certificate Product Sheet⁽¹⁾ relates to Delta-FM, a moulded high-density polyethylene (HDPE) membrane for waterproofing and damp-proofing walls, floors and vaulted ceilings in new construction or existing buildings. It is used above or below ground, over a contaminated or damp background, to support a dry lining and flooring.

(1) Hereinafter referred to as 'Certificate'.

The assessment includes

Product factors:

- compliance with Building Regulations
- compliance with additional regulatory or non-regulatory information where applicable
- evaluation against technical specifications
- assessment criteria and technical investigations
- uses and design considerations

Process factors:

- compliance with Scheme requirements
- installation, delivery, handling and storage
- production and quality controls
- maintenance and repair

Ongoing contractual Scheme elements†:

- regular assessment of production
- formal 3-yearly review



KEY FACTORS ASSESSED

- Section 1. Mechanical resistance and stability
- Section 2. Safety in case of fire
- Section 3. Hygiene, health and the environment
- Section 4. Safety and accessibility in use
- Section 5. Protection against noise
- Section 6. Energy economy and heat retention
- Section 7. Sustainable use of natural resources
- Section 8. Durability

The BBA has awarded this Certificate to the company named above for the system described herein. This system has been assessed by the BBA as being fit for its intended use provided it is installed, used and maintained as set out in this Certificate.

On behalf of the British Board of Agrément

Date of Third issue: 9 September 2025

Originally certified on 4 August 2017

Hardy Giesler
Chief Executive Officer

This BBA Agrément Certificate is issued under the BBA's Inspection Body accreditation to ISO/IEC 17020. Sections marked with † are not issued under accreditation.

The BBA is a UKAS accredited Inspection Body (No. 4345), Certification Body (No. 0113) and Testing Laboratory (No. 0357).

Readers MUST check that this is the latest issue of this Agrément Certificate by either referring to the BBA website or contacting the BBA directly.

The Certificate should be read in full as it may be misleading to read clauses in isolation.

Any photographs are for illustrative purposes only, do not constitute advice and should not be relied upon.

British Board of Agrément

1st Floor, Building 3, Hatters Lane
Croxley Park, Watford
Herts WD18 8YG

©2025

tel: 01923 665300
clientservices@bbacerts.co.uk
www.bbacerts.co.uk

SUMMARY OF ASSESSMENT AND COMPLIANCE

This section provides a summary of the assessment conclusions; readers should refer to the later sections of this Certificate for information about the assessments carried out.

Compliance with Regulations

Having assessed the key factors, the opinion of the BBA is that Delta-FM, if installed, used and maintained in accordance with this Certificate, can satisfy or contribute to satisfying the relevant requirements of the following Building Regulations:



The Building Regulations 2010 (England and Wales) (as amended)

Requirement:	B3(4)	Internal fire spread – structure
Comment:		The system can contribute to satisfying this Requirement. See section 2 of this Certificate.
Requirement:	B4(1)	External fire spread
Comment:		The system is restricted by this Requirement. See section 2 of this Certificate.
Requirement:	C2(a)(b)	Resistance to moisture
Comment:		The system adequately resists the passage of moisture. See section 3 of this Certificate.
Regulation:	7(1)	Materials and workmanship
Comment:		The system is acceptable. See sections 8 and 9 of this Certificate.



The Building (Scotland) Regulations 2004 (as amended)

Regulation:	8(1)	Fitness and durability of materials and workmanship
Comment:		The system is acceptable. See sections 8 and 9 of this Certificate.
Regulation:	9	Building standards - construction
Standard:	2.4	Cavities
Comment:		The system can contribute to satisfying this Standard, with reference to clause 2.4.2 ⁽¹⁾⁽²⁾ . See section 2 of this Certificate.
Standard:	3.3	Flooding and ground water
Comment:		The system can contribute to satisfying this Standard, with reference to clause 3.3.1 ⁽¹⁾⁽²⁾ . See section 3 of this Certificate.
Standard:	3.4	Moisture from the ground
Comment:		The system can contribute to satisfying this Standard, with reference to clauses 3.4.1 ⁽¹⁾⁽²⁾ , 3.4.2 ⁽¹⁾⁽²⁾ , 3.4.5 ⁽¹⁾⁽²⁾ , 3.4.6 ⁽¹⁾⁽²⁾ and 3.4.7 ⁽¹⁾⁽²⁾ . See section 3 of this Certificate.
Standard:	3.6(a)	Surface water drainage
Comment:		The system can contribute to satisfying this Standard, with reference to clause 3.6.3 ⁽¹⁾⁽²⁾ . See section 3 of this Certificate.
Standard:	3.10	Precipitation
Comment:		The system can contribute to satisfying this Standard, with reference to clause 3.10.1 ⁽¹⁾⁽²⁾ . See section 3 of this Certificate.
Standard:	7.1(a)	Statement of sustainability
Comment:		The system can contribute to meeting the relevant requirements of Regulation 9, Standards 1 to 6 and therefore will contribute to a construction meeting a bronze level of sustainability as defined in this Standard.

Regulation:	12	Building standards - conversion
Comment:	Comments in relation to the system under Regulation 9, Standards 1 to 6 also apply to this Regulation, with reference to clause 0.12.1 ⁽¹⁾⁽²⁾ and Schedule 6 ⁽¹⁾⁽²⁾ .	
	(1) Technical Handbook (Domestic).	
	(2) Technical Handbook (Non-Domestic).	



The Building Regulations (Northern Ireland) 2012 (as amended)

Regulation:	23(1)(a)(i)	Fitness of materials and workmanship
Comment:	(iii)(b)(i)	The system is acceptable. See sections 8 and 9 of this Certificate.
Regulation:	28(a)(b)	Resistance to moisture and weather
Comment:		The system can contribute to satisfying this Regulation. See section 3 of this Certificate.
Regulation:	35(4)	Internal fire spread – structure
Comment:		The system can contribute to satisfying this Regulation. See section 2 of this Certificate.
Regulation:	36(a)	External fire spread
Comment:		The system is restricted by this Regulation. See section 3 of this Certificate.

Additional Information

NHBC Standards 2025

In the opinion of the BBA, Delta-FM, if installed, used and maintained in accordance with this Certificate, can satisfy or contribute to satisfying the relevant requirements in relation to *NHBC Standards*, Chapters 5.1 *Substructure and ground bearing floors*, 5.2 *Suspended ground floors* and 5.4 *Waterproofing of basements and other below ground structures*.

Where Grade 3 protection is required and the below ground wall retains more than 600 mm (measured from the top of the retained wall to the lowest finished floor level), the system must be used in accordance with *NHBC Standards*, Chapter 5.4, including in combination with either a Type A or Type B waterproofing protection.

In the opinion of the BBA, the use of the system on existing structures, when installed and used in accordance with this Certificate, can satisfy or contribute to satisfying the relevant requirements in relation to *NHBC Standards for Conversions and Renovations*, taking account of other relevant guidance within the chapter and the suitability of the substrate to receive the system.

The opinion of the BBA does not amount to any endorsement or approval by NHBC and does not in any way guarantee that NHBC will approve such product / system as compliant with the NHBC Technical Requirements and Standards.

Fulfilment of Requirements

The BBA has judged Delta-FM to be satisfactory for use as described in this Certificate. The system has been assessed as a membrane for waterproofing and damp-proofing walls, floors and vaulted ceilings in new construction or existing buildings. It is used above or below ground, over a contaminated or damp background, to support a dry lining and flooring.

ASSESSMENT

Product description and intended use

The Certificate holder provided the following description for the system under assessment. Delta-FM is a brown, HDPE sheet with moulded studs.

The system has the nominal characteristics given in Table 1.

Table 1 Nominal characteristics

Characteristic (unit)	Value
Thickness (mm)	0.6
Stud height (mm)	4.5
Weight per unit area (kg·m ⁻²)	0.58
Roll length (m)	20
Roll width (m) ⁽¹⁾	2
Weight of roll (kg)	35
Air gap volume (l·m ⁻²)	2.6

(1) Including a 65 mm flat flange to one edge for sealing purposes.

Ancillary Items

The following ancillary items are essential to use with the system and have been assessed with the system:

- Flexidri-Plus Fixing Plug — a plastic plug supplied with preformed rubber seal and plastic expansion pin. After fixing, the pin is inserted into the hollow shaft of the plug and hammered home. This slightly expands the shaft and provides a more secure fixing. The pin will accept a 5 mm diameter screw to enable a secondary fixing (see Figure 1)
- Delta Qwik-Seal Plug — a plastic plug supplied with preformed rubber seal for use in masonry walls and concrete (see Figure 2)
- Delta Plug — a glass-filled nylon plug for use in masonry walls and concrete (see Figure 3)
- Delta Tape — a black butyl tape for sealing joints in the membrane
- Delta Rope — a black butyl beading for sealing the membrane around pipes and openings, joining floor and wall membranes, and to seal around the head of Delta Plug prior to fixing the membrane
- Delta Mastic — an acrylic sealant for sealing the membrane around pipes and openings
- Delta Corner Strip — a self-adhesive membrane strip for sealing junctions between walls and floors, and for sealing joints at corners
- Delta Fleece-Tape — a 100 mm wide butyl tape with fleece backing for sealing joints in the membrane. The fleece backing will form a bond with the plaster when used with meshed membranes
- Delta Primer — a solvent-based primer for sealing porous substrates prior to application of the Delta range of butyl-based sealing products.

Applications

Delta-FM is satisfactory for use in damp-proofing walls, floors and vaulted ceilings, above and below ground, in new construction or in existing buildings over a contaminated or damp background. It can support a dry lining, screed or flooring, in the following situations:

- on damp walls and floors in underground situations subject to high groundwater levels and perennial moisture
- on vaulted ceilings of archways or cellars subject to water ingress
- in conjunction with a remedial damp-proof course (DPC) system where the walls and floors have a high salt content, and/or where it is necessary to complete the installation immediately without allowing a period for initial drying
- over walls and floors which have a friable or painted surface, are contaminated (eg with oil or mould), or have a high salt content
- as a waterproofing membrane in areas subject to vibration
- an underfloor damp-proof membrane
- a dry lining for walls, ventilated into the room via aeration slots at the top and bottom of the wall or via passive air vents, where access through an external wall is available
- a sealed system covering wall, floor and ceiling with provision made for disposing of water build-up behind the membrane via a sump and pump.

Delta-FM has not been assessed for use in chemically contaminated areas, such as brownfield sites.

The system is satisfactory for use in Type C (drained protection) constructions in accordance with BS 8102 : 2022.

Product assessment – key factors

The system was assessed for the following key factors, and the outcomes of the assessments are shown below. Conclusions relating to the Building Regulations apply to the whole of the UK unless otherwise stated.

1 Mechanical resistance and stability

Data were assessed for the following characteristics.

1.1 Mechanical properties

1.1.1 The system was tested for mechanical properties and the results are given in Table 2.

Table 2 Mechanical properties

Product assessed	Assessment method	Requirement	Result
Delta FM	Short-term compression to SPF Verksnorm 2220 : 1995 Load at 20% compression	Value achieved	9946 N
	Resistance to nail tear to BS EN 12310-1 : 2000 Longitudinal direction	Value achieved	304 N
	Transverse direction		419 N

1.1.2 On the basis of data assessed, the system will not be damaged by normal foot traffic during installation or while laying concrete or screeding to BS 8204-1 : 2003.

1.1.3 The system can support the long-term imposed loadings defined in the UK National Annex to BS EN 1991-1-1 : 2002, Table NA.2, Categories A to D, without undue deformation.

2 Safety in case of fire

Data were assessed for the following characteristics.

2.1 Reaction to fire

2.1.1 The Certificate holder has not declared a reaction to fire classification for the system in accordance with BS EN 13501-1 : 2018.

2.1.2 On the basis of data assessed, the system will be restricted in use under the documents supporting the national Building Regulations in some cases.

2.1.3 In England, the system must not be used above ground on residential buildings with a storey 11 m or more in height or on other buildings that have a storey at least 18 m above ground level and which contain: one or more dwellings, an institution, a room for residential purposes, student accommodation, care homes, sheltered housing, hospitals or dormitories in boarding schools.

2.1.4 In Wales and Northern Ireland, the system must not be used above ground on buildings that have a storey at least 18 m above ground level and which contain: one or more dwellings, an institution, a room for residential purposes (excluding any room in a hostel, hotel or boarding house) student accommodation, care homes, sheltered housing, hospitals or dormitories in boarding schools, and additionally in Northern Ireland, nursing homes and places of lawful detention.

2.1.5 In Scotland, the use of the system is unrestricted with respect to building height and proximity to a relevant boundary. However, restrictions on the overall construction may apply, depending on the reaction to fire classification achieved by the built-up system, which must be established on a case-by-case basis.

2.1.6 Where the system forms the face of a cavity, the permissible areas of use and the spacing of cavity barriers are restricted by the documents supporting the national Building Regulations.

3 Hygiene, health and the environment

Data were assessed for the following characteristics.

3.1 Properties in relation to water

3.1.1 Results of properties in relation to water tests are given in Table 3.

<i>Table 3 Properties in relation to water</i>			
Product assessed	Assessment method	Requirement	Result
A representative related product	Puncture resistance to PR EN 12730 : 2001	No damage at 20 kg loading	Pass
	Water absorption to BBA method 28 days	Value achieved	0.02 %

3.1.2 Watertightness was assessed on the basis of existing test data for representative related systems.

3.1.3 The system is water-resistant and has a high resistance to water vapour transmission. However, as installed it is not resistant to hydrostatic pressure and, consequently, the measures described in the installation section of this Certificate must be followed to ensure that the system acts as a drainage layer with no excessive build-up of water behind it.

3.1.4 The system provides an effective barrier to the transmission of salts or other contaminants from the substrate.

3.2 Condensation

In common with most waterproofing membranes, the system has a very high resistance to vapour diffusion, and when placed on the cold side of a construction may increase the risk of interstitial condensation. A calculation must be carried out to BS 5250 : 2021 and designers must consider appropriate techniques for managing the safe egress of moisture vapour with care (such as control of the internal room environment or use of a vapour control layer on the warm side of the insulation).

4 Safety and accessibility in use

Not applicable.

5 Protection against noise

Not applicable.

6 Energy economy and heat retention

Not applicable.

7 Sustainable use of natural resources

The system comprises HDPE, which can be recycled.

8 Durability

8.1 The potential mechanisms for degradation and the known performance characteristics of the materials in this system were assessed.

8.2 Specific test data were assessed as given in Table 4.

Table 4 Durability

Property tested	Assessment method	Requirement	Result
Delta FM	Resistance to long-term loading a BBA method	Value achieved	1.10 mm

8.3 Service life

Under normal service conditions, the system will have a life at least as long as the building in which it is incorporated, provided that it is designed and installed in accordance with this Certificate and the Certificate holder's instructions.

PROCESS ASSESSMENT

Information provided by the Certificate holder was assessed for the following factors:

9 Design, installation, workmanship and maintenance

9.1 Design

9.1.1 The design process was assessed by the BBA against the requirements of BS 8000-4 : 1989, CP 102 : 1973 Section 3, this Certificate and the Certificate holder's instructions, and the following requirements apply in order to satisfy the performance assessed in this Certificate.

9.1.2 Where the installation area is below ground, or where conditions are damp, a full survey by a specialist waterproofing surveyor must be carried out, to diagnose the cause and to establish if treatment is required.

9.1.3 If rising damp is found, a remedial treatment must be conducted in accordance with the relevant BBA Certificate, BS 6576 : 2005 and the Property Care Association *Code of Practice for Installation of Remedial Damp-proof Courses in Masonry Walls*.

9.1.4 Appropriate remedial measures must be taken to rectify major causes of damp conditions or water ingress, and to repair structural defects.

9.1.5 When used in new constructions, the concrete base must be laid in accordance with BS 8204-1 : 2003.

9.1.6 If a board covering is to be laid directly on the membrane, the concrete base must have a surface regularity with a maximum permissible departure of 5 mm from the underside of a 2 m straight edge resting in contact with the floor, in accordance with BS 8204-1 : 2003.

9.1.7 All joints and fixings must be sealed with Delta sealing products; drainage channels and gullies, or sumps and pumps, must be installed as necessary to disperse excess or standing water.

9.1.8 As with any room, there is a need to control the generation and dispersal of moisture in the internal environment and to select appropriate and robust designs to minimise the risk of both surface and interstitial condensation, especially where insulation is used over the system.

9.2 Installation

9.2.1 Installation instructions provided by the Certificate holder were assessed and judged to be appropriate and adequate.

9.2.2 Installation must be carried out in accordance with this Certificate and the Certificate holder's instructions. A summary of instructions and guidance are provided in Annex A of this Certificate.

General

9.2.3 Any unsound plaster, render or screed must be removed to expose the substrate which must then be cleaned with a stiff brush to remove loose material, laitance, salt residue, mould or adhesive. If mould is present the substrate must be treated with an HSE-approved fungicidal wash. The Certificate holder can advise on suitable materials and procedures to be used, but such advice and materials are outside the scope of this Certificate.

9.2.4 The membrane must be used with the flanged edge positioned in front of and overlapping the previously installed membrane width and sealed using Delta Tape. Stud-to-stud joints (without the flanged edge) are sealed by either overlapping the membrane by a minimum of 100 mm or butt-jointing the membranes, and over-sealing the joint with Delta Corner Strip or Delta Fleece-Tape.

9.2.5 Fixings must be made through the membrane into 10 mm holes, drilled centrally through the studs. Delta Qwik-Seal Plugs are inserted into the holes and hammered flush with the membrane with a club hammer. Alternatively, Flexidri-Plus Fixing Plugs can be used and hammered flush with the membrane. The fixing pin is then inserted into the shaft and hammered home. The seal must be compressed to function as a barrier against water ingress, and this must be visually checked as each plug is fixed. See Figures 1 and 2.

Figure 1 Flexidri-Plus — Fixing Plug detail

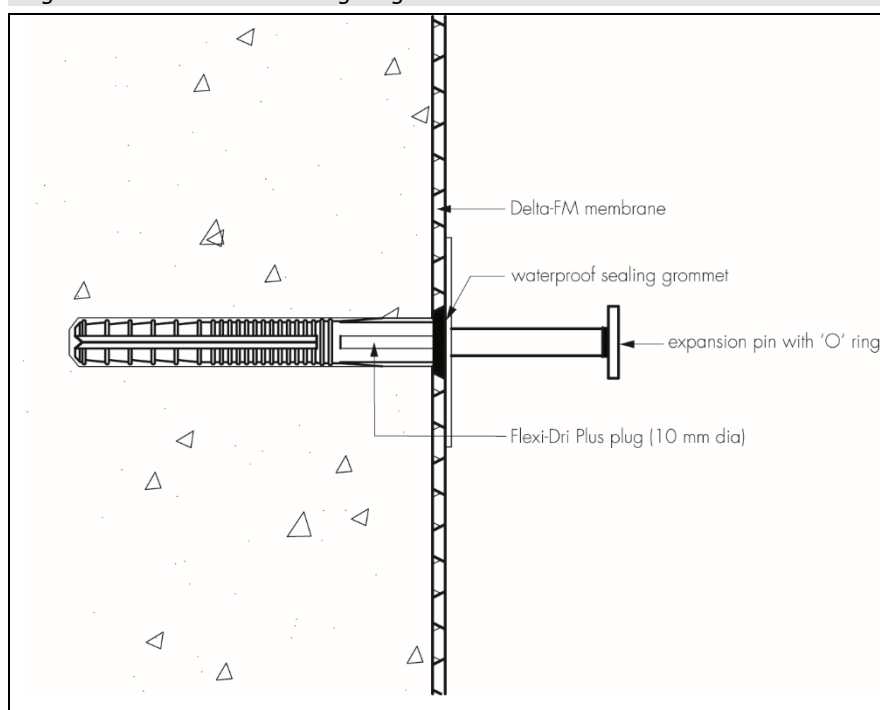


Figure 2 Delta Qwik-Seal Plug fixing detail

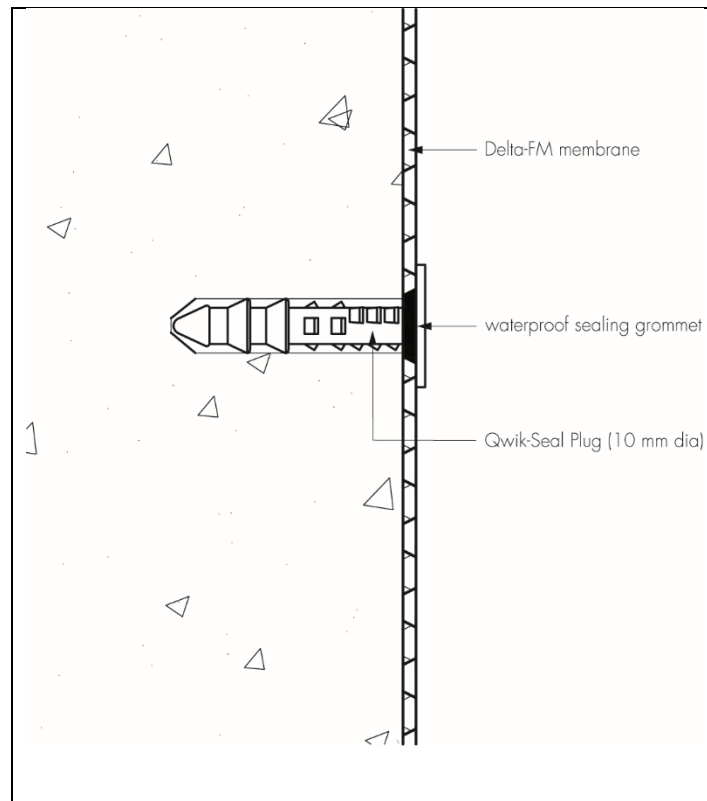
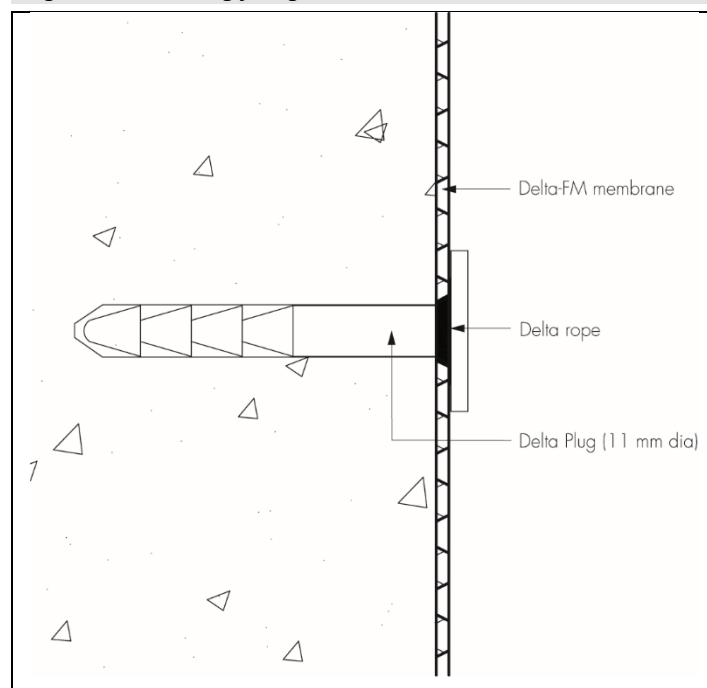


Figure 3 Delta Plug fixing detail



9.2.6 Alternatively, fixings are made through 11 mm holes, drilled centrally through the studs. Delta Plugs (to which Delta Rope has been applied around the shaft, next to the head) are inserted into the holes and hammered flush with the membrane. Delta Rope forms a sealing gasket between the plug and the membrane.

9.2.7 Fixings are made in a diamond pattern at a minimum number of 13 per square metre, and a maximum spacing of 300 mm.

9.2.8 Where internal or external corners occur, they must be oversealed using Delta Corner Strip or Delta Fleece-Tape, in accordance with the Certificate holder's installation instructions.

Walls

9.2.9 Installation of the membrane is usually commenced at the top of the construction. The membrane may require initial fixing on a ceiling or along the upper edge of a wall, prior to final fixings along batten runs. For joints where the flanged edge is not used, the two membrane sheets are overlapped by a minimum of 100 mm. For horizontal joints the lower sheet is always positioned in front of the upper sheet.

9.2.10 Spacing between fixings will depend on the method of dry lining to be applied. When using preservative-treated timber battens the fixings must be spaced at 600 mm centres. Proprietary metal fast track systems and independent frame systems will require fewer fixings, but sufficient must be used to ensure that the membrane is reasonably tight to the wall, especially at corners.

9.2.11 The installation is conducted over windows and the membrane is cut away to expose them. The gaps are sealed with Delta Tape or Delta Rope.

9.2.12 For doors and some obstructions the technique covered in the Annex cannot be used. Instead, the membrane is installed up to the perimeter and the gap sealed in the same manner.

Ceilings

9.2.13 Ceilings to be covered must always have a fall (eg as per vaulted cellar constructions) to ensure that water does not lie against the membrane or a joint. Membrane sheets must have an overlap of 200 mm.

9.1.14 Delta Qwik-Seal Plugs, Flexidri-Plus Fixing Plugs or Delta Plugs sealed with Delta Rope must be used to fix the membrane to vaulted ceilings. Any sagging of the membrane between fixing points on ceilings must not be great enough for ponding to occur. The Certificate holder can advise on specific applications, but such advice is outside the scope of this Certificate.

9.1.15 At the end walls of vaulted constructions, the membrane must be turned down onto the end wall by a minimum of 200 mm. The membrane is mitred as necessary to fit the curve of the ceiling, and the joints sealed with Delta Tape, Delta Rope, Delta Corner Strip or Delta Fleece-Tape. The wall membrane must be cut into the curve of the ceiling, fixed in front of the ceiling membrane, and the gap sealed with Delta Rope.

Floors

9.2.16 Floors must have a drainage outlet point. There must be a fall towards the outlet point, or a drainage channel made around the perimeter of the floor, to ensure that water can flow to the outlet.

9.2.17 Uneven substrates must be dubbed out with a cement-sand (1:4) or cement-lime-sand (1:1:6) render or screed, to the tolerance described in section 9.1.6, and allowed to dry thoroughly before Delta-FM is installed above.

9.2.18 The membrane is rolled out 'studs down' over the floor, and consecutive membrane widths are laid so the flanged edge overlaps the first sheet and the joints sealed with Delta Tape. Stud-to-stud joints can be over-sealed using Delta Corner Strip or Delta Fleece-Tape in accordance with section 9.2.4.

9.2.19 The membrane is cut within 5 mm of any pipes and services in the floor, and the gap filled with Delta Rope. If necessary, a patch of the membrane is overlaid and sealed to the service with Delta Rope, and its perimeter sealed with Delta Tape.

9.2.20 Fixings must not be applied through the floor membrane.

9.2.21 Where appropriate, at wall/floor junctions and corners of the installation, the membrane may be cut flush and the gap between the wall and floor membranes sealed with Delta Corner Strip or Delta Fleece-Tape. Alternatively, the floor membrane may be turned up by 100 mm at the wall.

9.3 Workmanship

Practicability of installation was assessed by the BBA, on the basis of Certificate holder's information. To achieve the performance described in this Certificate, installation of the system must be carried out by competent specialist contractors experienced with damp-proofing work.

9.4 Maintenance and repair

9.4.1 As the system is confined and has suitable durability, maintenance is not required.

9.4.2 Regular maintenance of all gullies, sumps and pumps must be conducted to ensure that a build-up of water does not occur behind the membrane. The advice of the Certificate holder must be sought but such advice is outside the scope of this Certificate.

10 Manufacture

10.1 The production processes for the product have been assessed, and provide assurance that the quality controls are satisfactory according to the following factors:

10.1.1 The manufacturer has provided documented information on the materials, processes, testing and control factors.

10.1.2 The quality control operated over batches of incoming materials has been assessed and deemed appropriate and adequate.

10.1.3 The quality control procedures and product testing to be undertaken have been assessed and deemed appropriate and adequate.

10.1.4 The process for management of non-conformities has been assessed and deemed appropriate and adequate.

10.1.5 An audit of each production location was undertaken, and it was confirmed that the production process was in accordance with the documented process, and that equipment has been properly tested and calibrated.

† 10.2 The BBA has undertaken to review the above measures on a regular basis through a surveillance process, to verify that the specifications and quality control operated by the manufacturer are being maintained.

11 Delivery and site handling

11.1 The Certificate holder stated that the system is delivered to site in packaging bearing the system and Certificate holder's names and the BBA logo incorporating the number of this Certificate.

11.2 The packaging details of the ancillary items are shown in Table 5.

Table 5 Packaging details

Item	Dimensions/volume	Packaging/quantity
Delta Qwik-Seal Plug	10 mm diameter, 58 mm long	Boxes of 100
Delta-PT Plug	8 mm diameter, 52 mm long	Boxes of 250 or 2000
Flexidri-Plus Fixing Plug	10 mm diameter, 90 mm long	Boxes of 100
Delta Tape	22.5 m long, 28 mm wide, 2 mm thick	1 roll per box, 10 rolls per outer box
Delta-PT Plug with grommet	8 mm diameter, 52 mm long	Boxes of 250
Delta-PT Profile	2 m strips	Single or bundles of 20
Delta Rope	4.75 m long, 10 mm diameter	1 roll per box, 10 rolls per outer box
Delta Mastic	0.4 litre cartridges	25 cartridges per box
Delta Corner Strip	20 m long, 150 mm wide	Single rolls, 2 rolls per box
Delta Fleece-Tape	20 m long, 100 mm wide, 0.9 mm thick	1 roll per box
Delta Primer	10 litres	Tins

11.3 Delivery and site handling must be performed in accordance with the Certificate holder's instructions and this Certificate, including:

11.3.1 Rolls must be stored on end, under cover and protected from sharp objects, sunlight and high temperatures.

ANNEX A – SUPPLEMENTARY INFORMATION †

Supporting information in this Annex is relevant to the system but has not formed part of the material assessed for the Certificate.

Construction (Design and Management) Regulations 2015

Construction (Design and Management) Regulations (Northern Ireland) 2016

Information in this Certificate may assist the client, designer (including Principal Designer) and contractor (including Principal Contractor) to address their obligations under these Regulations.

CLP Regulation

The Certificate holder has taken the responsibility of classifying and labelling the system under the *GB CLG Regulation* and *CLP Regulation (EC) No 1272/2008 on the classification, labelling and packaging of substances and mixtures*. Users must refer to the relevant Safety Data Sheet(s).

CE marking

The Certificate holder has taken the responsibility of CE marking the system in accordance with harmonised European Standard EN 13967 : 2012.

Management Systems Certification for production

The management system of the manufacturer has been assessed and registered as meeting the requirements of BS EN ISO 9001 : 2015 by TÜV (Certificate 01 100 041012/3)

Additional information on installation

A.1 Delta-FM may be used in combination with any of the appropriate Delta membranes which are the subjects of other Product Sheets of this Certificate.

A.2 Power cables, points and light switches should preferably be remounted in front of the system.

A.3 On walls and ceilings, preservative-treated timber battens of minimum dimensions 25 by 38 mm are fixed into the Delta Plug's fixing hole using No 12 screws, or Flexidri-Plus Fixing Plug's fixing hole using 5 mm diameter screws, or Delta Qwik-Seal Plug's fixing hole using No 10 screws, with a maximum screwing-in depth of 30 mm. The membrane can also be dry-lined, using free-standing framework, blockwork or similar. Where necessary, these should be tied back by fixing into the Delta Plug, Delta Qwik-Seal Plug or Flexidri-Plus Fixing Plug.

A.4 Wall-mounted fittings (apart from lightweight items such as framed pictures) must be fixed where possible into battens, whose position and number of support fixings into the loadbearing structure are predetermined

A.5 After the system has been installed and the walls have been dry-lined, permanent decorations, such as vinyl paper or oil paint, may be applied. Temporary permeable decorations (necessary with traditional, cement-based waterproofers) are not necessary with the system.

Dry lining of walls

A.6 Gypsum plasterboard to BS EN 520 : 2004, or similar dry lining boards which are the subject of a current BBA Certificate, are fixed to the battens with galvanized screws or nails, positioned a minimum of 12 mm from the edge of the board. Care should be taken to ensure that penetration of the plasterboard screws or nails is less than the batten depth to avoid puncturing the membrane.

Floor membrane coverings

A.7 Under normal operating conditions, Delta-FM is not affected by underfloor heating.

A.8 If required, extruded closed-cell polystyrene insulation boards, minimum density $30 \text{ kg}\cdot\text{m}^{-3}$, may be laid over the membrane.

A.9 Suitable tongue-and-groove flooring board panels should be selected in accordance with BS EN 12871 : 2013, and loose-laid over the membrane to within 10 mm of the walls. The panels are staggered and the joints sealed with a thermoplastic wood adhesive to BS EN 204 : 2016.

A.10 Alternatively, the membrane is covered by concrete or screed a minimum of 50 mm thick (or a minimum of 65 mm thick if laid over insulation boards) in accordance with BS 8204-1 : 2003. Care should be taken to ensure that the membrane is not displaced when placing the concrete or screed. The concrete or screed should be reinforced to inhibit shrinkage cracks.

A.11 Proprietary screeds may also be considered, which can generally be laid at thicknesses less than 50 mm, but the use of these with the membrane has not been assessed by the BBA and is outside the scope of this Certificate.

A.12 In below-ground installations, the practice of leaving the top of the wall membrane unsealed where there is no requirement for a ceiling membrane to be installed may need to be reconsidered in cases where ingress of gases, odours or vermin is a concern (such as in proximity to food preparation areas). The advice of the Certificate holder must be sought in these situations but such advice is outside the scope of this Certificate.

A.13 In above-ground installations, the build-up of water vapour behind the membrane is controlled by ventilating into the room via ventilation gaps provided at the ceiling and skirting board levels or via passive air vents, where access through an external wall is available.

Bibliography

BS 5250 : 2021 *Management of moisture in buildings — Code of practice*

BS 6576 : 2005 + A1 : 2012 *Code of practice for diagnosis of rising damp in walls of buildings and installation of chemical damp-proof courses*

BS 8000-4 : 1989 *Workmanship on building sites — Code of practice for waterproofing*

BS 8102 : 2022 *Protection of below ground structures against water ingress — Code of practice*

BS 8204-1 : 2003 + A1 : 2009 *Screeds, bases and in-situ floorings — Concrete bases and cement sand levelling screeds to receive floorings — Code of practice*

BS EN 204 : 2016 *Classification of thermoplastic wood adhesives for non-structural applications*

BS EN 520 : 2004 + A1 : 2009 *Gypsum plasterboards — Definitions, requirements and test methods*

BS EN 12871 : 2013 *Wood-based panels — Determination of performance characteristics for load bearing boards for use in floors, walls and roofs*

NA to BS EN 1991-1-1 : 2002 UK National Annex to Eurocode 1 : *Actions on structures — General actions— Densities, self-weight, imposed loads for buildings*

CP 102 : 1973 *Code of practice for protection of buildings against water from the ground*

EN 13967 : 2012 + A1 : 2017 *Flexible sheets for waterproofing — Plastic and rubber damp proof shoes including plastic and rubber basement tanking sheet — Definitions*

BS EN 13501-1 : 2018 *Fire Classification of construction products and building elements – Classifications from reaction to fire tests*

BS EN 12310-1 : 2000 *Flexible Sheets for Waterproofing — Determination of Resistance to Tearing (Nail Shank)*

SPF Verksnorm 2200 :1995 -*Material property report — type testing by National institute of Technology, Norway*

PR EN 12730 : 2001 *Flexible sheets for waterproofing — Bitumen, plastic and rubber sheets for roof waterproofing — Determination of resistance to static loading*

BS EN ISO 9001 : 2015 *Quality management systems — Requirements*

Conditions

1 This Certificate:

- relates only to the product that is named and described on the front page
- is issued only to the company, firm, organisation or person named on the front page – no other company, firm, organisation or person may hold or claim that this Certificate has been issued to them
- has to be read, considered and used as a whole document – it may be misleading and will be incomplete to be selective
- is copyright of the BBA
- and any matter arising out of or in connection with it or its subject matter (including non-contractual disputes or claims) is governed by and construed in accordance with the law of England and Wales.
- the courts of England and Wales shall have exclusive jurisdiction to settle any matter arising out of or in connection with this Certificate or its subject matter (including non-contractual disputes or claims).

2 Publications, documents, specifications, legislation, regulations, standards and the like referenced in this Certificate are those that were current and/or deemed relevant by the BBA at the date of issue or reissue of this Certificate.

3 This Certificate will be displayed on the BBA website, and the Certificate Holder is entitled to use the Certificate and Certificate logo, provided that the product and its manufacture and/or fabrication, including all related and relevant parts and processes thereof:

- are maintained at or above the levels which have been assessed and found to be satisfactory by the BBA
- continue to be checked as and when deemed appropriate by the BBA under arrangements that it will determine
- are reviewed by the BBA as and when it considers appropriate.

4 The BBA has used due skill, care and diligence in preparing this Certificate, but no warranty is provided.

5 In issuing this Certificate the BBA is not responsible and is excluded from any liability to any company, firm, organisation or person, for any matters arising directly or indirectly from:

- the presence or absence of any patent, intellectual property or similar rights subsisting in the product or any other product
- the right of the Certificate holder to manufacture, supply, install, maintain or market the product
- actual installations of the product, including their nature, design, methods, performance, workmanship and maintenance
- any works and constructions in which the product is installed, including their nature, design, methods, performance, workmanship and maintenance
- any loss or damage, including personal injury, howsoever caused by the product, including its manufacture, supply, installation, use, maintenance and removal
- any claims by the manufacturer relating to UKCA marking and CE marking.

6 Any information relating to the manufacture, supply, installation, use, maintenance and removal of this product which is contained or referred to in this Certificate is the minimum required to be met when the product is manufactured, supplied, installed, used, maintained and removed. It does not purport in any way to restate the requirements of the Health and Safety at Work etc. Act 1974, or of any other statutory, common law or other duty which may exist at the date of issue or reissue of this Certificate; nor is conformity with such information to be taken as satisfying the requirements of the 1974 Act or of any statutory, common law or other duty of care.