

PRODUCT DATA SHEET

Delta Bespoke 800 Series – Single V3 Foul (800.1750)



Description

The Delta Bespoke 800 Series of Package Pumping Station are available in depths from 1250mm to 2000mm.

The robust and reliable Delta Bespoke 800 Series – Single V3 Foul (800.1750) Packaged Pumping Station has been specifically designed to collect foul and/or grey water from basements, below ground structures and ground floor extensions or where foul water cannot be drained by gravity. For kitchen applications we recommend fitting a grease trap prior to the pump station installation.

The Delta Bespoke 800 Series – Single V3 Foul (800.1750) can accept waste from an extension, outbuilding, Basement or similar, where the structure also has another method of removing foul water. Please contact our Technical Department if you require a foul water packaged pumping station to serve the whole property.

Delta Bespoke 800 Series – Single V3 Foul (800.1750) system includes: a polyethylene chamber, one Delta Foul V3 sump pump, pump pedestal with guide rail, 110mm inlet, 50mm cable duct, 110mm vent and 2" discharge.

The Delta Bespoke 800 Series – Single V3 Foul (800.1750) is a versatile package pumping station, enabling installers to locate inlets to their specifications.

We recommend installing a Delta HLA and Delta Battery Backup to compliment the Delta Bespoke 800 Series – Single V3 Foul (800.1750). These can be specified and installed to project specifications.

The Delta Bespoke 800 Series – Single V3 Foul (800.1750) is not suitable for collecting ground water from a cavity drained membrane system.

Features

- Designed to collect foul water
- Large chamber, manufactured from superior polyethylene enabling the – Delta Single V3 Foul (800.1750) to withstand hydrostatic forces encountered in applications with high water tables
- Quick and simple installation
- Supplied with 1 x Delta Foul V3 Pump
- Flow rate of Delta Foul V3 Pump up to 6.3 l/s
- For kitchen applications, we recommend fitting a grease trap prior to the pump station

Specification

- NBS Specification R18 (Clause 310) Pumping Stations and Pressure Pipelines
- BS EN 12050-3:2015 Wastewater lifting plants for buildings and sites. Lifting plants for limited applications.

Associated products

- Battery backup systems
- High-level alarms
- Remote monitoring
- External pipework
- Pumps
- Access covers
- Additional inlets

Product details

DMS SFV3.800.1750



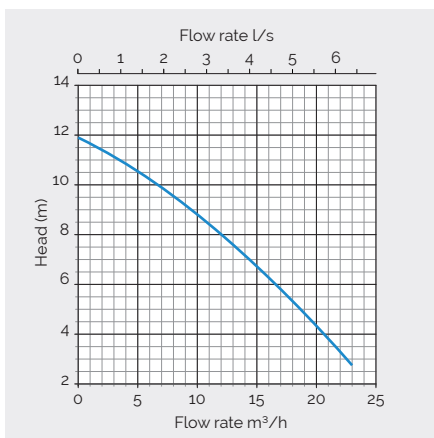
PRODUCT DATA SHEET

Delta Bespoke 800 Series – Single V3 Foul (800.1750)

Technical data

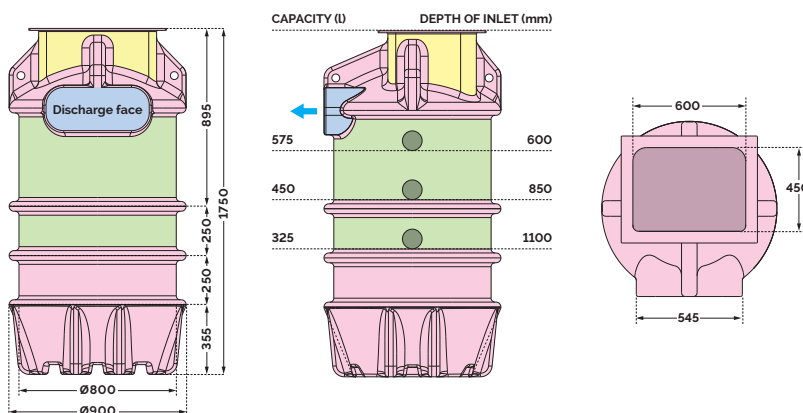
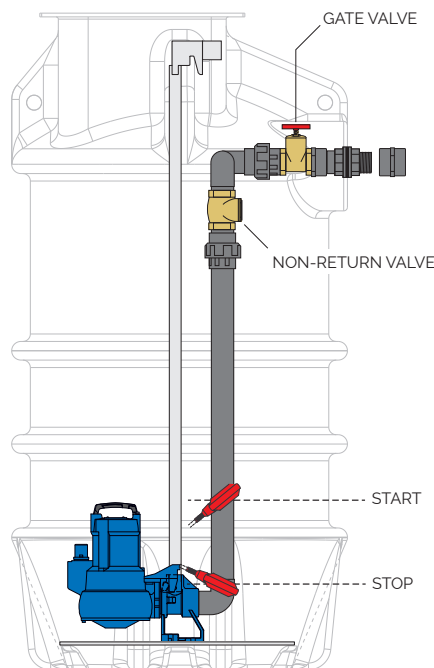
PUMP SPECIFICATIONS

Pump type	Foul V3 Subm. Pump
Pump type	Vortex
Control	Manual
Power supply	230 VAC
Rated current	6.0 A
Motor rating (P2)	750 W
Revs per min.	2900 rpm
Discharge size	2"
Free passage	45 mm
Max. vertical	12 m
Max. flow rate	6.3 l/s
Max liquid temp.	<40 °C
Cable length	10 m
Weight	23 kg



CHAMBER SPECIFICATIONS

Chamber	800.1750
Material	Tank-grade polyethylene
Dimensions	900 mmØ x 1750 mmH
Clear opening	600 mm x 450 mm
Inlet	110 mm
Internal pipework	2" PVC Class E
Discharge	2" PVC Class E
Cable duct	50 mm
Vent duct	110 mm



POSITIONING CONNECTIONS

Discharge only	Inlet location allowed	Cable ducts and vents only	No drilling allowed
----------------	------------------------	----------------------------	---------------------

Other information

All data and information contained in these Product/Technical Data Sheets is up-to-date and correct as at the date of issue. The information given is suggested as guidance and should only be used for evaluating your specific application. Delta Membrane Systems Limited cannot control or anticipate the conditions under which this product may be used, each user should review the information in specific context of the planned use. The information contained in these Product/Technical Data Sheets should not be considered a warranty, expressed, or implied, including but not limited to a warranty of merchantability or fitness for a particular purpose. In no event shall Delta Membrane Systems Limited be liable for any incidental or consequential damages resulting from the use, misuse, or inability to use the product. This exclusion applies regardless of whether such damages are sought based on breach of warranty, breach of contract, negligence, strict liability in tort, or any other legal theory. When in doubt, contact Delta's Technical Team on 01992 523 523.

