

## Delta HLA Plus - Creating A Customer Account on Delta Pumps App

01

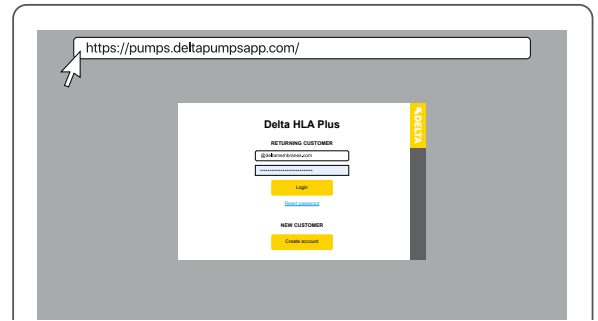
For those who have bought a Delta HLA Plus Device from Delta Membrane Systems Limited, and installed it in a Type-C Waterproofing System or standalone pumping station, please refer to this quick guide.



02

The Delta Pumps App is a Progressive Web App (PWA), offering enhanced performance and user experience on both mobile and desktop. The Delta Pumps App can be accessed via (Android and Windows) or (iPhone and iOS).

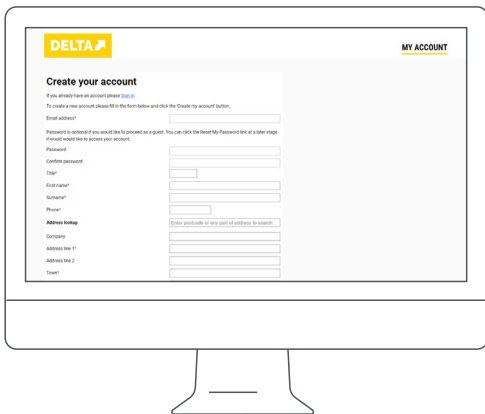
The Delta Pumps App can be found under the URL:  
<https://pumps.deltapumpsapp.com/>



03

### Create a User Account

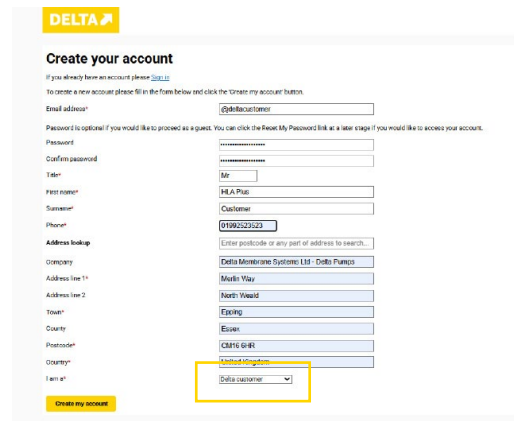
Consider using a dedicated email address for notifications to separate personal and professional messages or manage different types efficiently.



04

### Please complete all required fields.

After finishing, select 'Delta Customer' from the dropdown menu.



05

Delta HLA Plus Device(s) have the capability to function independently as a high-water level alarm. To fully utilise the monitoring and notification features of Delta HLA Plus, all device(s) need to be registered on the Delta Pumps App.

You can accomplish this registration by scanning the QR code present on each Delta HLA Plus Device(s) using any scanning device.



06

Open your User Account and Select Register Delta HLA Plus Device. Follow any on-screen instructions.

